



# Tribunal Metrics

Fiscal 2023-2024



Ontario

# Table of Contents

**EXECUTIVE SUMMARY..... 1**

**APPLICATIONS COMMENCED BY TYPE..... 2**

**APPLICATIONS CLOSED BY TYPE..... 3**

**ACTIVE APPLICATIONS DURING THE PERIOD..... 4**

**ACTIVE APPLICATIONS AT QUARTER-END..... 5**

**ORAL HEARINGS SCHEDULED BY TYPE THAT PROCEEDED..... 6**

**WRITTEN HEARINGS SCHEDULED BY TYPE..... 7**

**CALENDAR DAYS SCHEDULED FOR ORAL HEARINGS..... 8**

**SETTLEMENTS ..... 9**

**ORDERS ISSUED..... 10**

**REASONS ISSUED ..... 11**

**AGING OF ACTIVE APPLICATIONS AT YEAR-END BY TYPE ..... 12**

# EXECUTIVE SUMMARY

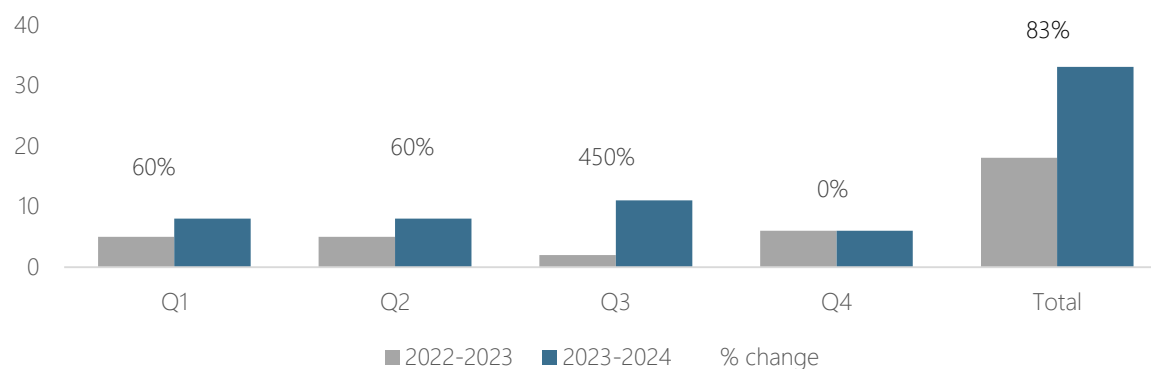
In fiscal 2023-24, there was an 83% increase in new applications as compared to the prior fiscal year. This increase was due, in part, to a 70% increase in the number of new enforcement proceedings.

Tribunal hearing activity also increased. The number of calendar days on which at least one oral hearing was scheduled increased to 129, a 32% increase from the prior fiscal year, and the number of oral hearings scheduled increased to 170, a 35% increase. The number of oral hearings scheduled is greater than the number of calendar days because multiple hearings occur on the same calendar day. In addition to oral hearings, the Tribunal considered 28 written hearings, a 39% decrease from the prior fiscal year.

The number of reasons issued remained relatively constant: 50 sets of reasons were issued, an increase of 6%.

APPLICATIONS COMMENCED BY TYPE <sup>1</sup>	Q1	Q2	Q3	Q4	TOTAL
Enforcement Proceeding	6 (3) <sup>2</sup>	4 (3)	4 (2)	3 (2)	17 (10)
Authorization to Disclose	0 (2)	3 (1)	3 (0)	1 (1)	6 (4)
Temporary Order	0 (0)	1 (0)	1 (0)	0 (1)	2 (1)
Hearing and Review	0 (0)	0 (1)	1 (0)	1 (0)	2 (1)
Further Decision/Revocation/Variation of a Decision	2 (0)	0 (0)	0 (0)	0 (0)	2 (0)
Transactional Proceeding	0 (0)	0 (0)	2 (0)	1 (1)	3 (1)
Other	0 (0)	0 (0)	0 (0)	0 (1)	1 (1)
<b>TOTAL</b>	<b>8 (5)</b>	<b>8 (5)</b>	<b>11 (2)</b>	<b>6 (6)</b>	<b>33 (18)</b>

### YEAR OVER YEAR COMPARISON – APPLICATIONS COMMENCED

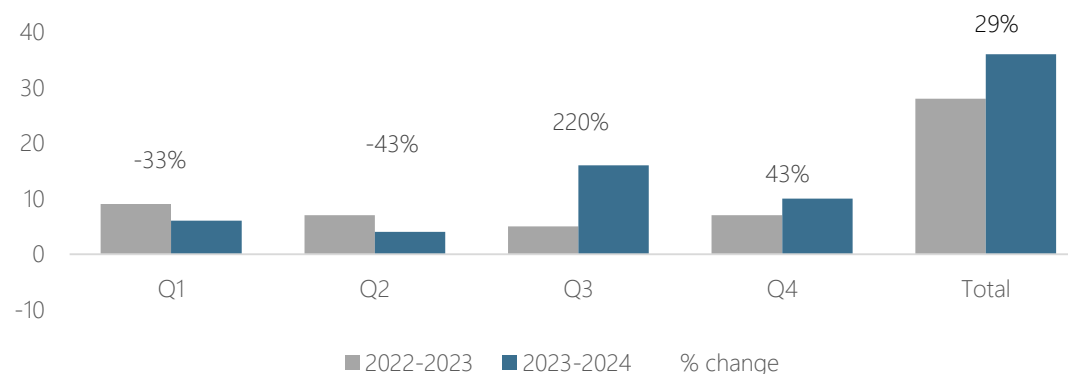


<sup>1</sup> An application is commenced when it is filed with the Registrar.

<sup>2</sup> Numbers in parentheses correspond to the same period of fiscal 2022-2023.

APPLICATIONS CLOSED BY TYPE <sup>3</sup>	Q1	Q2	Q3	Q4	TOTAL
Enforcement Proceeding	3 (5)	2 (5)	6 (5)	4 (5)	15 (20)
Authorization to Disclose	0 (0)	0 (1)	6 (0)	2 (2)	8 (3)
Temporary Order	1 (1)	0 (0)	1 (0)	0 (0)	2 (1)
Hearing and Review	0 (1)	0 (0)	1 (0)	3 (0)	4 (1)
Further Decision/Revocation/Variation of a Decision	1 (1)	1 (0)	0 (0)	0 (0)	2 (1)
Transactional Proceeding	1 (1)	0 (0)	1 (0)	1 (0)	3 (1)
Other	0 (0)	1 (1)	1 (0)	0 (0)	2 (1)
<b>TOTAL</b>	<b>6 (9)</b>	<b>4 (7)</b>	<b>16 (5)</b>	<b>10 (7)</b>	<b>36 (28)</b>

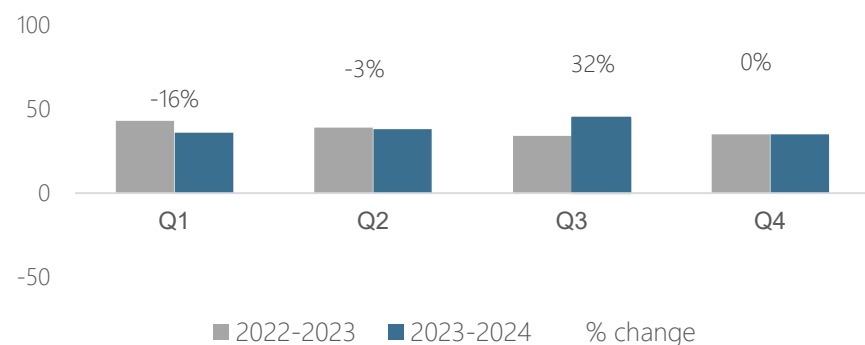
### YEAR OVER YEAR COMPARISON – APPLICATIONS CLOSED



<sup>3</sup> An application is closed when a final order or reasons, if any, are issued, or an application is abandoned or withdrawn.

ACTIVE APPLICATIONS DURING THE PERIOD <sup>4</sup>	Q1	Q2	Q3	Q4
Enforcement Proceeding	21 (28)	22 (26)	24 (23)	21 (20)
Authorization to Disclose	1 (2)	4 (3)	6 (2)	2 (3)
Temporary Order	6 (6)	6 (5)	7 (5)	6 (6)
Hearing and Review	3 (3)	3 (3)	4 (3)	4 (3)
Further Decision/Revocation/Variation of a Decision	2 (1)	1 (0)	0 (0)	0 (0)
Transactional Proceeding	1 (1)	0 (0)	2 (0)	2 (1)
Other	2 (2)	2 (2)	2 (1)	0 (2)
<b>TOTAL</b>	<b>36 (43)</b>	<b>38 (39)</b>	<b>45 (34)</b>	<b>35 (35)</b>

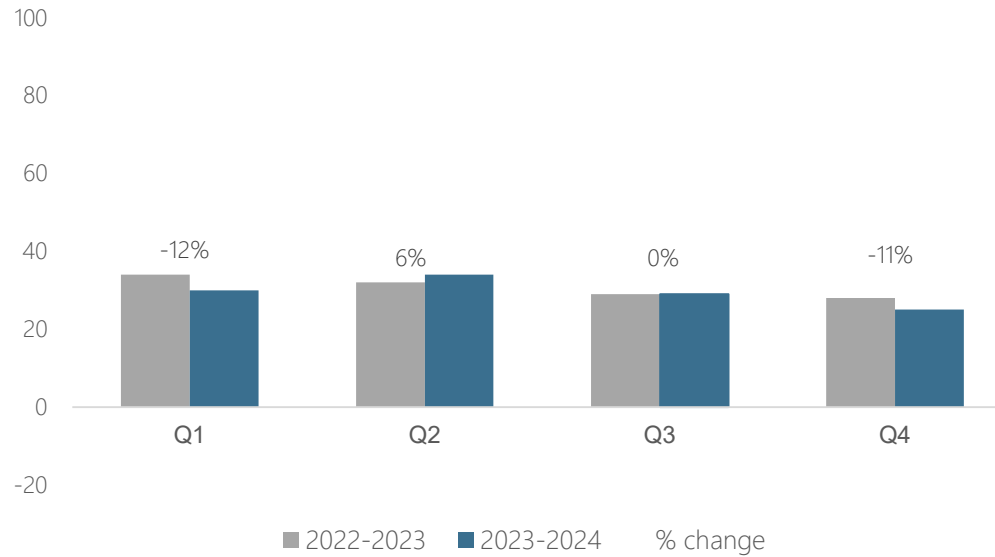
### YEAR OVER YEAR COMPARISON – ACTIVE APPLICATIONS DURING THE PERIOD



<sup>4</sup> An application that was open at any point during the period.

ACTIVE APPLICATIONS AT QUARTER-END <sup>5</sup>	Q1	Q2	Q3	Q4
	30 (34)	34 (32)	29 (29)	25 (28)

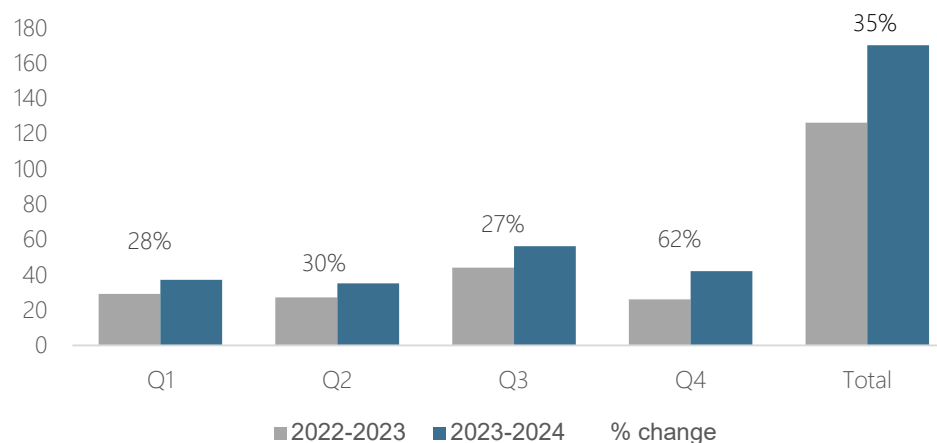
### YEAR OVER YEAR COMPARISON – ACTIVE APPLICATIONS AT QUARTER-END



<sup>5</sup> The number of applications that are open or ongoing at quarter end.

ORAL HEARINGS SCHEDULED BY TYPE THAT PROCEEDED <sup>6</sup>	Q1	Q2	Q3	Q4	TOTAL
Enforcement Proceeding	32 (25)	27 (23)	45 (40)	39 (20)	143 (108)
Authorization to Disclose	0 (1)	3 (1)	3 (1)	0 (0)	6 (3)
Temporary Order	0 (1)	1 (2)	0 (1)	1 (1)	2 (5)
Hearing and Review	2 (2)	4 (1)	0 (2)	1 (4)	7 (9)
Further Decision/Revocation/Variation of a Decision	3 (0)	0 (0)	0 (0)	0 (0)	3 (0)
Transactional Proceeding	0 (0)	0 (0)	5 (0)	1 (0)	6 (0)
Other	0 (0)	0 (0)	3 (0)	0 (1)	3 (1)
<b>TOTAL</b>	<b>37 (29)</b>	<b>35 (27)</b>	<b>56 (44)</b>	<b>42 (26)</b>	<b>170 (126)</b>

### YEAR OVER YEAR COMPARISON – ORAL HEARINGS SCHEDULED THAT PROCEEDED

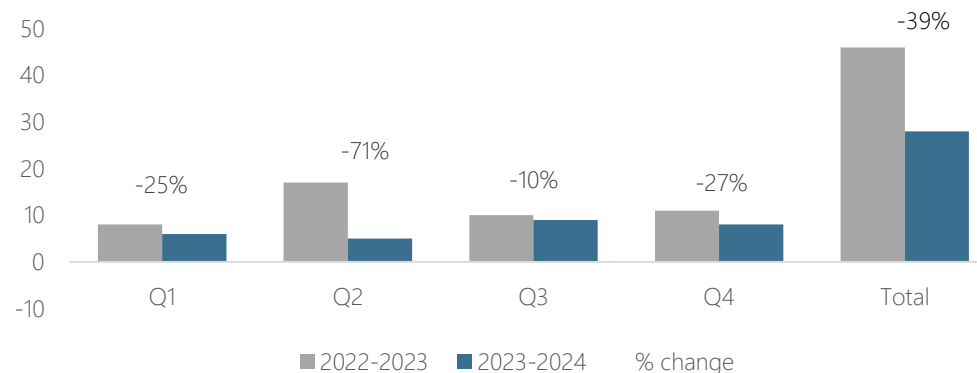


<sup>6</sup> The number of oral hearings scheduled that proceeded.



WRITTEN HEARINGS SCHEDULED BY TYPE <sup>7</sup>	Q1	Q2	Q3	Q4	TOTAL
Enforcement Proceeding	2 (5)	4 (10)	4 (5)	4 (9)	14 (29)
Authorization to Disclose	0 (1)	0 (3)	2 (4)	1 (1)	3 (9)
Temporary Order	0 (2)	1 (3)	1 (0)	1 (1)	3 (6)
Hearing and Review	1 (0)	0 (0)	0 (1)	2 (0)	3 (1)
Further Decision/Revocation/Variation of a Decision	2 (0)	0 (0)	0 (0)	0 (0)	2 (0)
Transactional Proceeding	0 (0)	0 (0)	2 (0)	0 (0)	2 (0)
Other	1 (0)	0 (1)	0 (0)	0 (0)	1 (1)
<b>TOTAL</b>	<b>6 (8)</b>	<b>5 (17)</b>	<b>9 (10)</b>	<b>8 (11)</b>	<b>28 (46)</b>

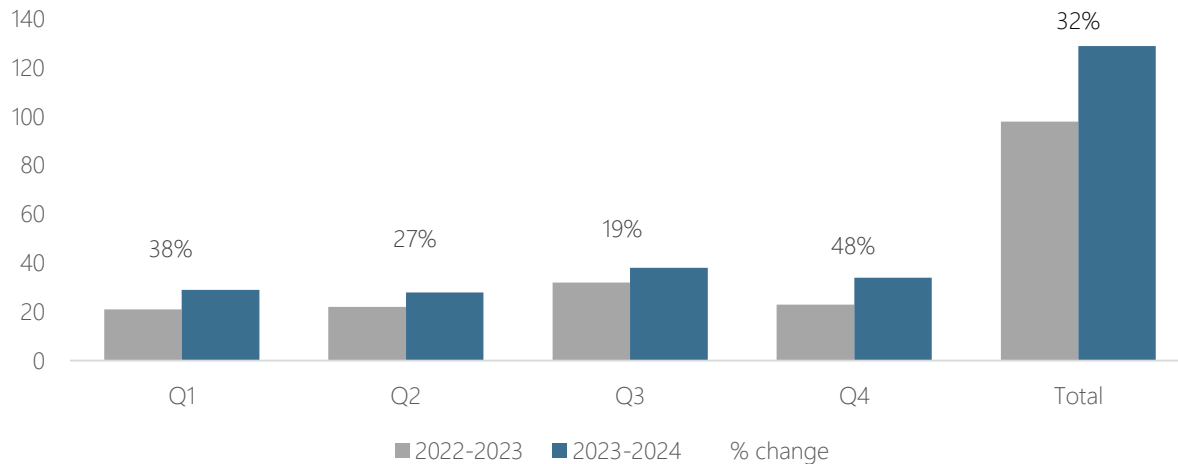
### YEAR OVER YEAR COMPARISON – WRITTEN HEARINGS SCHEDULED



<sup>7</sup> The number of written hearings scheduled that proceeded.

CALENDAR DAYS SCHEDULED FOR ORAL HEARINGS <sup>8</sup>	Q1	Q2	Q3	Q4	TOTAL
	29 (21)	28 (22)	38 (32)	34 (23)	129 (98)

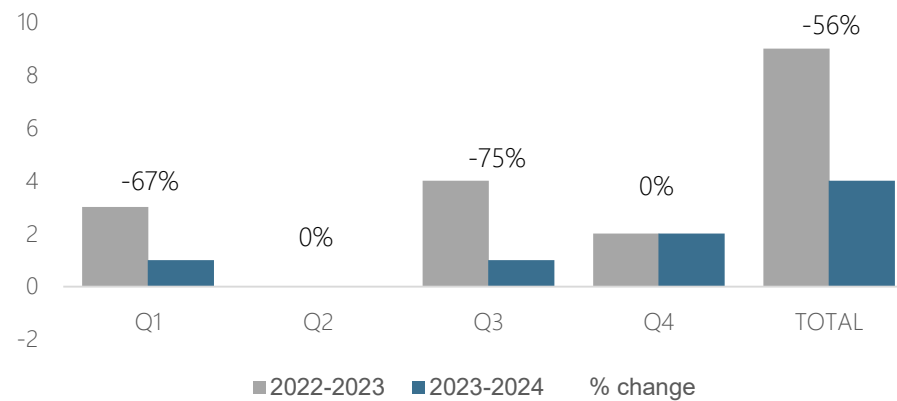
### YEAR OVER YEAR COMPARISON – CALENDAR DAYS SCHEDULED FOR ORAL HEARINGS



<sup>8</sup> A calendar day is a day on which at least one oral hearing was scheduled that proceeded in-person or by videoconference. Multiple hearings may occur on the same calendar day.

SETTLEMENTS <sup>9</sup>	Q1	Q2	Q3	Q4	TOTAL
	1 (3)	0 (0)	1 (4)	2 (2)	4 (9)

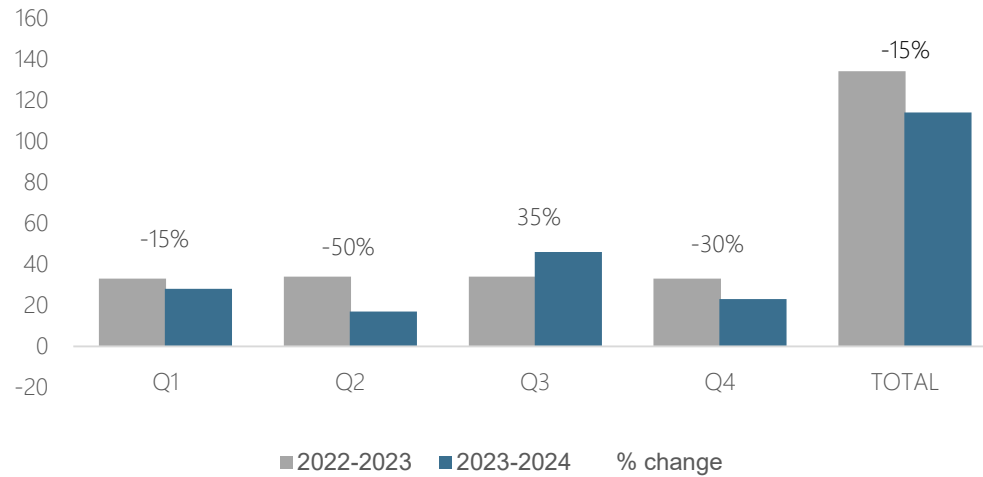
### YEAR OVER YEAR COMPARISON – SETTLEMENTS



<sup>9</sup> The number of settlements that were approved.

ORDERS ISSUED <sup>10</sup>	Q1	Q2	Q3	Q4	TOTAL
	28 (33)	17 (34)	46 (34)	23 (33)	114 (134)

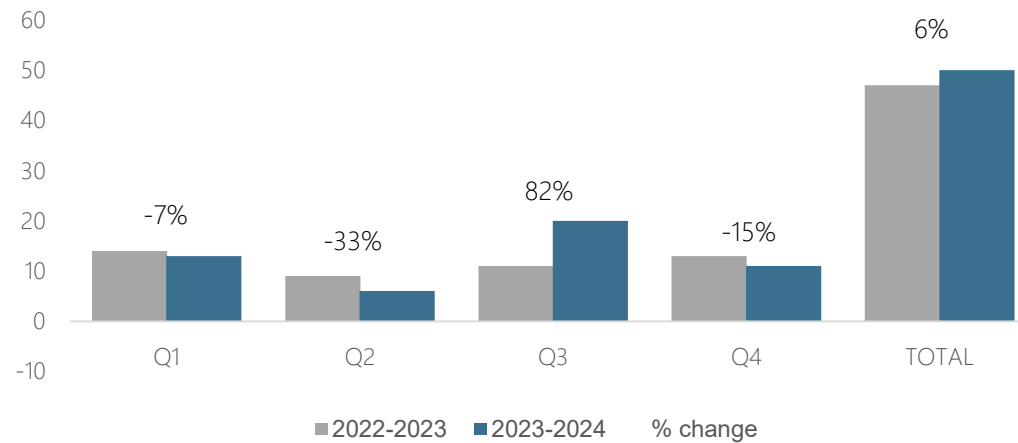
### YEAR OVER YEAR COMPARISON – ORDERS ISSUED



<sup>10</sup> The number of orders issued by the Tribunal.

REASONS ISSUED <sup>11</sup>	Q1	Q2	Q3	Q4	TOTAL
	13 (14)	6 (9)	20 (11)	11 (13)	50 (47)

### YEAR OVER YEAR COMPARISON – REASONS ISSUED



<sup>11</sup> The number of reasons issued by the Tribunal.

AGING OF ACTIVE APPLICATIONS AT YEAR-END BY TYPE					
	0-3 MONTHS	3-6 MONTHS	6-9 MONTHS	9-12 MONTHS	OVER 12 MONTHS
Enforcement Proceeding	1	2	3	1	10
Authorization to Disclose	0	0	0	0	0
Temporary Order	0	1	1	0	4
Hearing and Review	1	0		0	0
Further Decision/Revocation/Variation of a Decision	0	0	0	0	0
Transactional Proceeding	1	0	0	0	0
Other	0	0	0	0	0
<b>TOTAL APPLICATIONS - 25</b>	12% <sup>12</sup> - 3	12% - 3	16% - 4	4% - 1	56% - 14
<b>AVERAGE DAYS OLD<sup>13</sup></b>	32	135	207	303	705

<sup>12</sup> Reflects the percentage of applications in the time range of the total applications.

<sup>13</sup> Reflects the average number of days old of the applications in the time range.



## Contact Information

Registrar, Governance & Tribunal Secretariat  
Ontario Securities Commission

20 Queen Street West  
22nd Floor  
Toronto, ON M5H 3S8

416-595-8916  
[registrar@osc.gov.on.ca](mailto:registrar@osc.gov.on.ca)